

# Idaho Employment Report

## Joint Economic Committee

Senator Mike Lee, Chairman

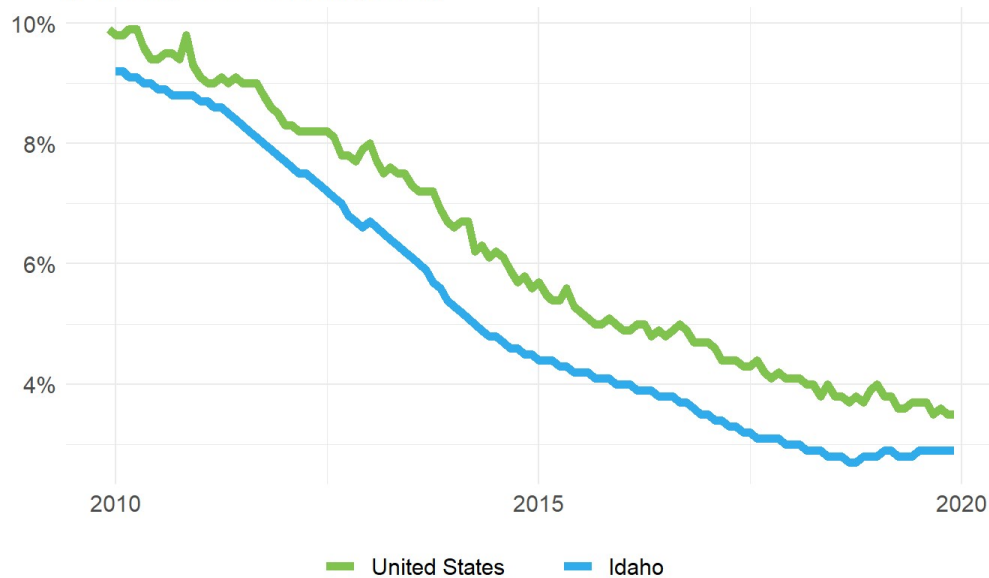
January 24, 2020

### Summary

- **Idaho added 3,200 net payroll jobs and the unemployment rate remained unchanged at 2.9 percent in December**, according to Bureau of Labor Statistics (BLS) data released at 10:00am on January 24, 2020.
- **Over the past twelve months, Idaho added 21,600 payroll jobs** and the unemployment rate rose by 0.1 percentage point from 2.8 percent.
- **In December, Idaho's private sector added 3,100 net private payroll jobs** and over the past twelve months it added 20,100 private payroll jobs in the establishment survey.
- In the household survey, the number of **unemployed fell by 110 on net in December**, and over the past year employment rose by 24,687.
- Idaho's **labor force participation rate rose to 64.2 percent** in December from 64.1. Since last year, the labor force participation rate rose by 0.4 percentage point.
- The national unemployment rate **remained unchanged in December**. State employment and unemployment data for January is scheduled for release March 16, 2020. The national employment situation report for January will be released February 07, 2020.

### Idaho and U.S. Unemployment Rates

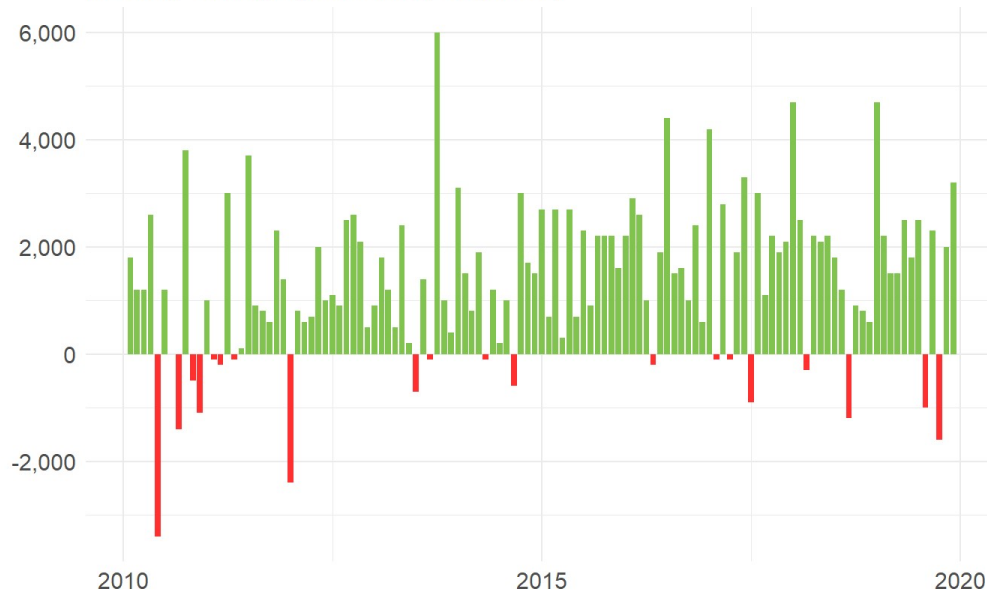
(Percent, Seasonally Adjusted)



Source: Bureau of Labor Statistics

### Idaho Payroll Employment

## Idaho Nonfarm Payroll Jobs Monthly Change (Seasonally Adjusted)



Source: Bureau of Labor Statistics

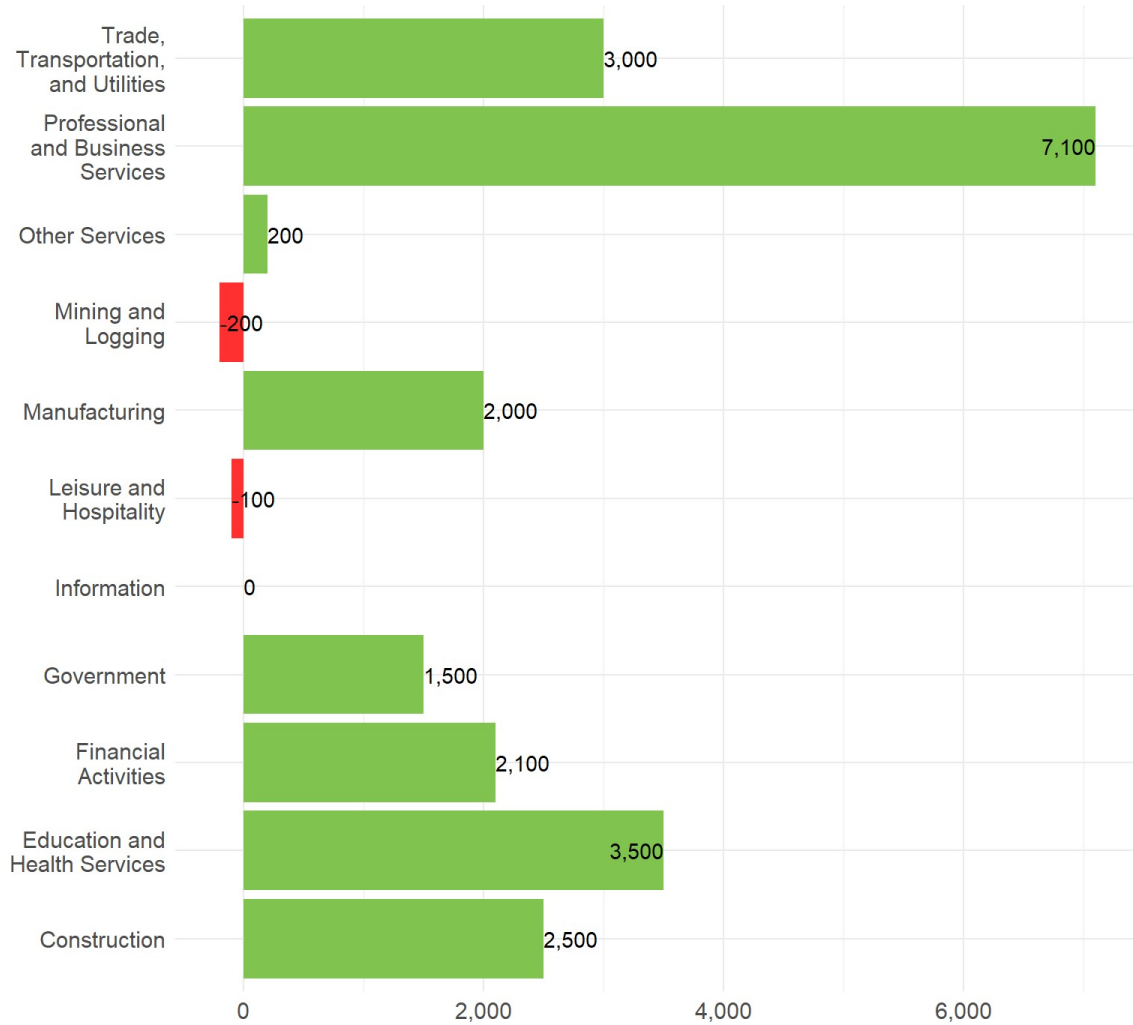
Idaho added 3,200 net payroll jobs, or 0.4 percent, on a seasonally adjusted basis during December. In the prior month, Idaho added 2,000 jobs. Over the past twelve months, Idaho added 21,600 payroll jobs, or 2.9 percent. Idaho nonfarm payroll employment had increased in 10 of the past 12 months.

Nationally, nonfarm payrolls rose by 145,000 in December, or rose by 0.1 percent. Over the 12-month period ending with December, nonfarm payrolls rose by 2,108,000 jobs, or 1.4 percent. Idaho ranks 2nd among the 50 states and the District of Columbia for percentage gain in nonfarm payroll employment over the past 12 months.

During December, Idaho's private-sector added 3,100 jobs, or approximately 0.5 percent. The private-sector in Idaho added 2,000 jobs in the prior month. Over the past twelve months, private-sector payrolls in Idaho added 20,100, or 3.3 percent. Idaho private-sector payroll employment has increased in 10 of the past 12 months.

Nationally, private-sector payroll jobs rose by 139,000 jobs in December, or 0.1 percent. Over the past 12 months, the national payroll rose by 1,947,000 jobs in the private sector, or rose by 1.5 percent. Idaho ranks 2nd among the 50 states and the District of Columbia for a percentage gain in private-sector payroll employment over the past 12 months.

## Change in Idaho Payroll Employment by Sector over Past 12 Months



Source: Bureau of Labor Statistics, seasonally adjusted

The best performing sectors on a seasonally adjusted basis during December were Trade, Transportation, and Utilities (800) and Leisure and Hospitality (700). The poorest performing sectors during the month were Mining and Logging (0) and Professional and Business Services (-100).

The best performing sectors during the last twelve months were Professional and Business Services (7,100) and Education and Health Services (3,500). The poorest performing sectors during the last twelve months were Leisure and Hospitality (-100) and Mining and Logging (-200).

## Idaho Labor Force Statistics

### *Labor Force Participation*

The labor force participation rate in Idaho rose to 64.2 percent in December from 64.1 percent in the prior month. At a labor force participation rate of 64.2 percent, Idaho ranks 23rd in the nation. The labor force participation rate in Idaho rose by 0.4 percentage point from a year earlier. The labor force participation rate is the percentage of the civilian noninstitutionalized population age 16 and older who are employed or actively looking for work.

The 10-year high for the labor force participation rate in Idaho was 65.7 percent last occurring in March 2010. The series high for the labor force participation rate in Idaho occurred in November 1998 when the labor force participation rate hit 71 percent. The 10-year low for the labor force participation rate was 63.5 percent in September 2014. The series low for the labor force participation rate in Idaho last occurred in April 1976 when the labor force participation rate hit 62.8 percent.

The national labor force participation rate remained steady at 63.2 percent in December. That rate rose by 0.2 percentage point from a year earlier. The all-time high for the national labor force participation rate was 67.3 percent in April 2000. The 10-year high for the national labor force participation rate was 65.2 percent in April 2010. The recent 10-year low occurred in September

2015 at a level of 62.4 percent. The series low for the national labor force participation rate was 58.1 percent in December 1954.

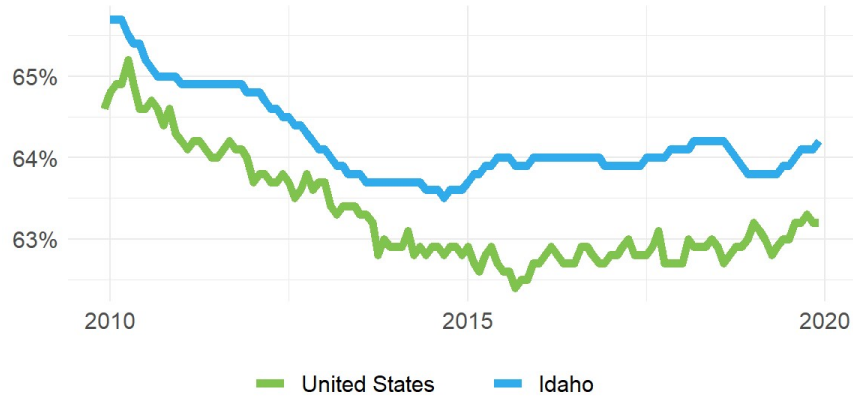
### Employment-to-Population Ratio

The employment-to-population ratio, or the percentage of the Idaho civilian noninstitutionalized population 16 years and older counted as employed, in December remained unchanged. At 62.3 percent, Idaho is tied for 21st among state employment-to-population ratios in the nation. The employment-to-population ratio in Idaho rose by 0.3 percentage point from a year earlier.

The 10-year high for the employment-to-population ratio in Idaho was 62.4 percent last occurring in September 2018. The series high for the employment-to-population ratio in Idaho last occurred in November 1998 when the employment-to-population ratio hit 67.4 percent. The 10-year low for the employment-to-population ratio was 59.3 percent last occurring in April 2011. The series low for the employment-to-population ratio in Idaho last occurred in January 1982 when the employment-to-population ratio hit 58.1 percent.

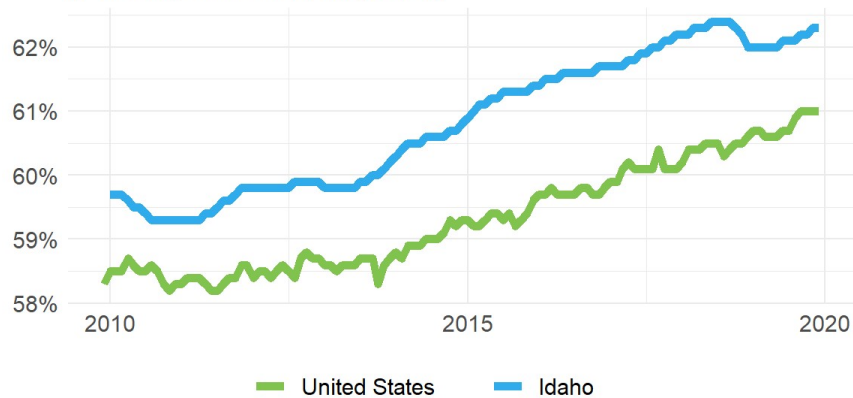
The national employment-to-population ratio remained steady at 61 percent in December. That rate rose by 0.4 percentage point from a year earlier. The all-time high for the national employment-to-population ratio was 64.7 percent in April 2000. The 10-year high for the national employment-to-population ratio was 61 percent in December 2019. The recent 10-year low occurred in July 2011 at a level of 58.2 percent. The series low for the employment-to-population ratio was 54.9 percent in October 1949.

### Idaho and U.S. Labor Force Participation Rates (Percent, Seasonally Adjusted)



Source: Bureau of Labor Statistics

### Idaho and U.S. Employment-to-Population Ratios (Percent, Seasonally Adjusted)



Source: Bureau of Labor Statistics